



Commodity Classic

Sponsorship Specification & Pricing Guide

2018

Anaheim, CA

Artwork Deadlines & Guidelines

\$11.25/sq ft for all cling material/column wraps

\$10.75/sq ft for all banners

Artwork Deadline: COB Jan 22th (1 Month before Install)

25% surcharge if received during week of 1/29 (3 weeks before install)

40% surcharge if received during week of 2/5 (2 weeks before install)

50% surcharge if received during week of 2/12 (1 week before install)

Paramount will send all graphics to Hotels/Convention Center for final approval before printing.

Sending Files:

Please send all graphics as print ready PDF with BLEEDS.

Make sure all fonts are outlined and all images are linked/embedded.

If you send a file at something other than 100% please make a note of this when sending your files.

All files must be uploaded to Paramount Convention Services' FTP. You will be provided with login and password information when you are ready to upload.

Special Notes:

****Window Clings have such a variance in size and very large quantities for some of the window banks. We are requesting that you send a mock-up along with the print ready artwork. This will ensure that your graphics are laid out correctly on site.**

****Column Wraps are built using Paramount's metal system. All panels will tuck into the metal structure .25" on all edges. If you have graphics that span the vertical metal bars, please compensate for the gap of the bar (2").**

If you have any other questions or concerns regarding graphics, contact Sean Hoffer at Paramount Convention Services.

314.621.6677 or shoffert@paramountcs.com



Anaheim Convention Center Sponsorship Items

Escalator Clings

Escalator clings #1-3 will have the option of using the (4) inside glass, (1) outside glass facing tradeshow and (1) flat metal divider separating the up/down.

- | | |
|--------------|--|
| ESC 1 | Hall C Lobby – Across from Hall C Entrance (\$15,000 – Package includes Column Wrap #4) |
| ESC 2 | Hall B Lobby – Across from Hall B Entrance (\$15,000 – Package includes Column Wrap #8) |
| ESC 3 | Hall A Lobby – Across from Hall A Entrance (\$15,000 – Package includes Column Wrap #9) |

Door/Window Clings

(ALL DOOR/WINDOW CLINGS MUST FACE INSIDE. NO SPONSORSHIP CAN FACE THE OUTSIDE)

***Due to existing building decals on the doors, placement, size and number of door decals may be restricted/limited.*

- | | |
|-------------------|--|
| D/WC 1 | Hall D Lobby – Door/Window for Shuttle Bus drop off (\$10,000 – Package includes Column Wrap #1)
Door/Window Cling #1 will have the option of using the full window below the hand bar, 1ft x 1ft decals above the hand bar (limited doors), windows between the doors and the first row of windows above the doors. |
| D/WC 2-7 | Hall D & C Lobby (3 Double Doors Each) (\$1,000/ea)
Door/Window Cling #2-7 will have the option of using the full window below the hand bar, 1ft x 1ft decals above the hand bar (limited doors) and windows between the doors |
| D/WC 8-11 | Main Entrance from outside (3 Double Doors Each) (\$15,000/ea)
Door/Window Cling #8-11 will have the option of using the full window below the hand bar and windows above the doors up to the first beam. <i>(Sponsor must use all windows)</i> |
| D/WC 12-14 | Hall B Lobby – Behind Escalator (3 Double Doors Each) (\$1,000/ea)
Door/Window Cling #12-14 will have the option of using the full window below the hand bar and 1ft x 1ft decals above the hand bar (limited doors) |
| D/WC 15-21 | Hall B & A Lobby – Stops at Lobby A Escalator (3 Double Doors Each) (\$5,000/ea)
Door/Window Cling #15-21 will have the option of using the full window below the hand bar, 1ft x 1ft decals above the hand bar (limited doors), windows between the doors and windows above doors up to the first beam |

Banners

- | | |
|-----------|--|
| B1 | Hall C Lobby – Backside of staircase (\$10,000)
Banner #1 Sponsor will have the option of using (1) large banner hanging off the top balcony hanging down to the lower balcony. |
| B2 | Hall C Lobby – Front & side of staircase (\$30,000)
Banner #2 Sponsor will have the option of using (1) large banner hanging from top of the 4th balcony to the bottom of the 2nd balcony. |
| B3 | Hall A Lobby – Side of staircase (\$7,500)
Banner #3 Sponsor will have the option of using (1) large banner hanging off the top balcony hanging down to the lower balcony. |

CONTINUED ON NEXT PAGE



Anaheim Convention Center Sponsorship Items

B4-B10 **Banner #4 – #10 will be sold separately. Sponsor will be given designated size for Banners 4-10. Sizes are approx. 20' x 10'. (\$5,000/ea)**

B4	2nd Floor Meeting Rooms – Room 202A Wall
B5	2nd Floor Meeting Rooms – Room 204A Wall
B6	2nd Floor Meeting Rooms – Room 205A Wall
B7	2nd Floor Meeting Rooms – Room 207A Wall
B8	2nd Floor Meeting Rooms – Room 208A Wall
B9	2nd Floor Meeting Rooms – Room 210A Wall
B10	2nd Floor Meeting Rooms – Room 211A Wall

Column Wraps

****DUE TO FIRE ALARMS/GLOBES ON COLUMNS ALL COLUMNS WILL BE WRAPPED IN METAL. SOME COLUMNS WILL REQUIRE SMALL OPENINGS WHERE ALARMS/GLOBES ARE LOCATED.**

C1	Hall D Lobby – Packaged with D/WC #1 (\$10,000)
C2	Hall D Lobby – (\$3,000)
C3	Hall C Lobby – Across from Hall C Show Entrance (\$5,000)
C4	Hall C Lobby – Packaged with Esc #1 (\$15,000)
C5-C7	Hall C Lobby – Main Foyer/Main Building Entrance (\$7,500/ea)
C8	Hall B Lobby – Packaged with Esc #2 (\$15,000)
C9	Hall A Lobby – Packaged with Esc #3 (\$15,000)

Other sponsored items for 2018:

(MANY SUBJECT TO FIRST RIGHT OF REFUSAL BY 2017 SPONSORS)


- Charging station area
- Video Wall
- Chalk Art
- Survey Kiosk
- Commemorative Clothing
- Water Coolers
- Hotel Key Cards
- Mobile App
- Trade Show Meals
- Worship Service
- Golf Cart

Please contact Abby Podkul (apodkul@soy.org or 314.754.1345) or Peggy Findley (showdirector@commodityclassic.com or 636.677.4157) for further information.


If you have any other questions or concerns regarding graphics, contact Sean Hoffert at Paramount Convention Services. 314.621.6677 or shoffert@paramountcs.com




Esc-1
Hall C Lobby

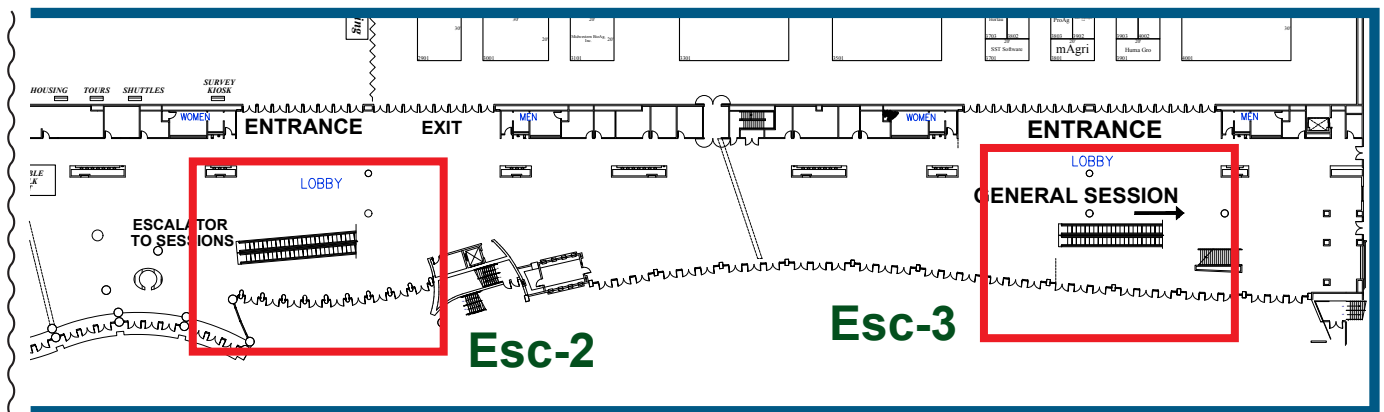
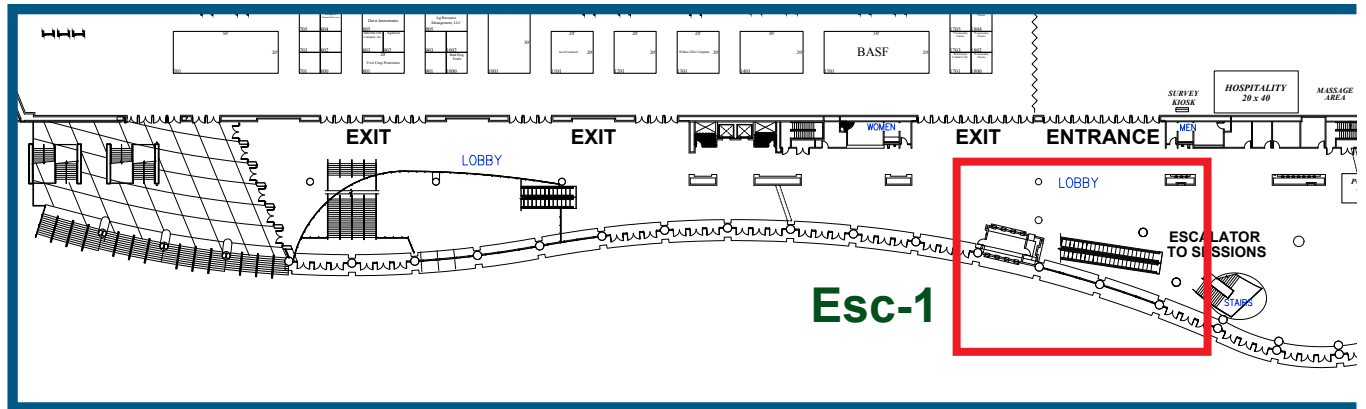


Esc-2
Hall B Lobby




Esc-3
Hall A Lobby





- Escalators lead up to Educational Sessions, Media Rooms, and Welcome Reception
- Each escalator is across from a Trade Show Entrance
- Glass railing faces the Trade Show for great exposure
- Each escalator comes with 1 Column Wrap


**D/WC 1
Hall D Lobby**




**D/WC 2-7
Hall D&C Lobby**



**D/WC 8-11
Main Entrance**

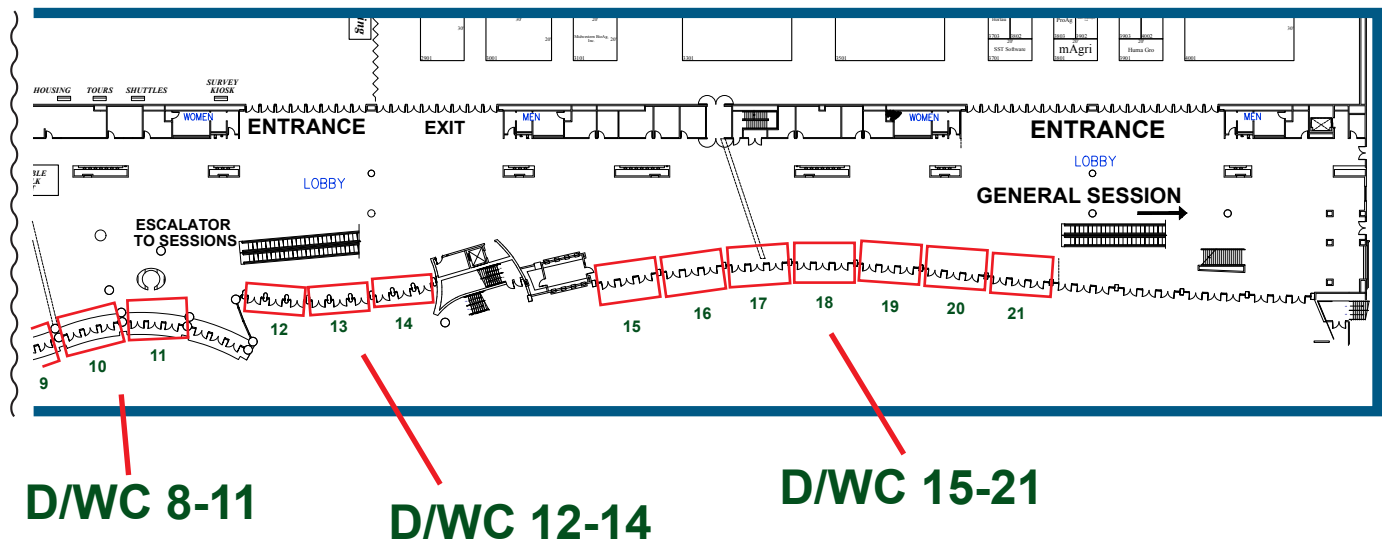
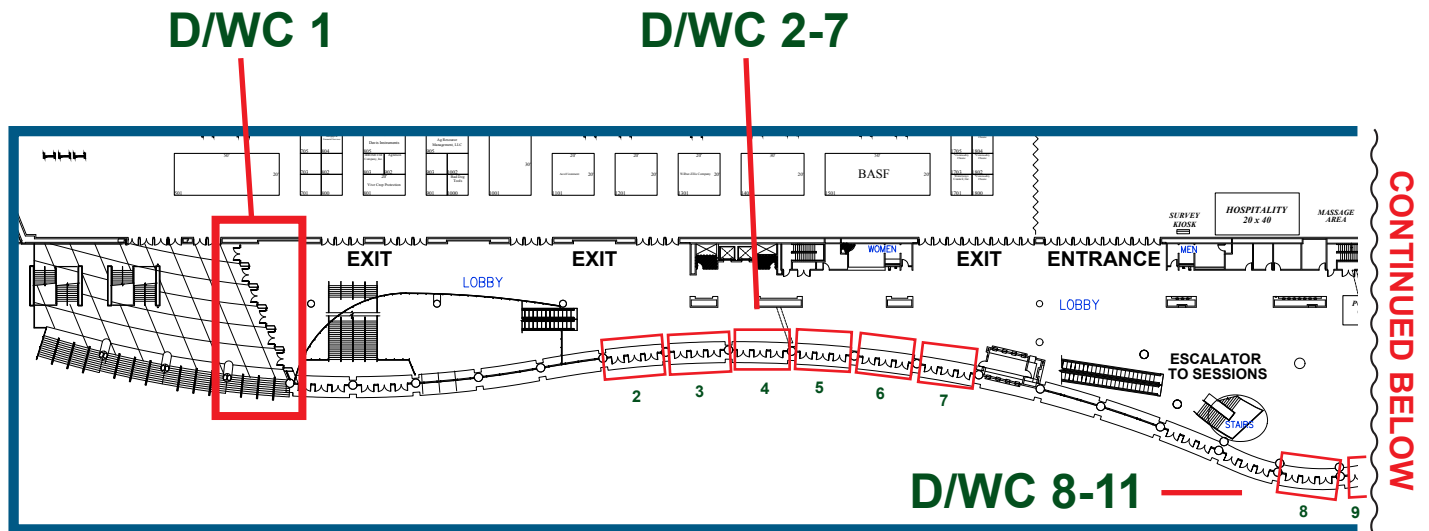


**D/WC 12-14
Hall B Lobby**



**D/WC 15-21
Hall B&A Lobby**





- **D/WC #1:** Located at the Transit Plaza entrance in Hall D lobby. Entrance is used by attendees using hotel shuttles and tours. Highly visible during approach from the Hall C & D lobbies.
- **D/WC #2-7:** Attendees walking to/from the Transit Plaza (hotel shuttles & tours) will walk alongside these doors or may choose to exit the building here.
- **D/WC #8-11:** Located in the Main Entrance atrium lobby, visible from the first and second floor, these tall windows make a striking statement.
- **D/WC #12-14:** Located near Escalator #2. Includes 3 double doors each.
- **D/WC #15-21:** Located between Hall A & B lobbies. Guests exiting for the Hilton may likely use these doors.


**D/WC 1
Hall D Lobby**



**D/WC 2-7
Hall D&C Lobby**



**D/WC 8-11
Main Entrance**



**D/WC 12-14
Hall B Lobby**



**D/WC 15-21
Hall B&A Lobby**



DOOR/WINDOW CLING PER ITEM OVERALL AREA

**D/WC 1
Hall D Lobby**



**D/WC 2-7
Hall D&C Lobby**




**D/WC 12-14
Hall B Lobby**




**D/WC 8-11
Main Entrance**





**D/WC 15-21
Hall B&A Lobby**





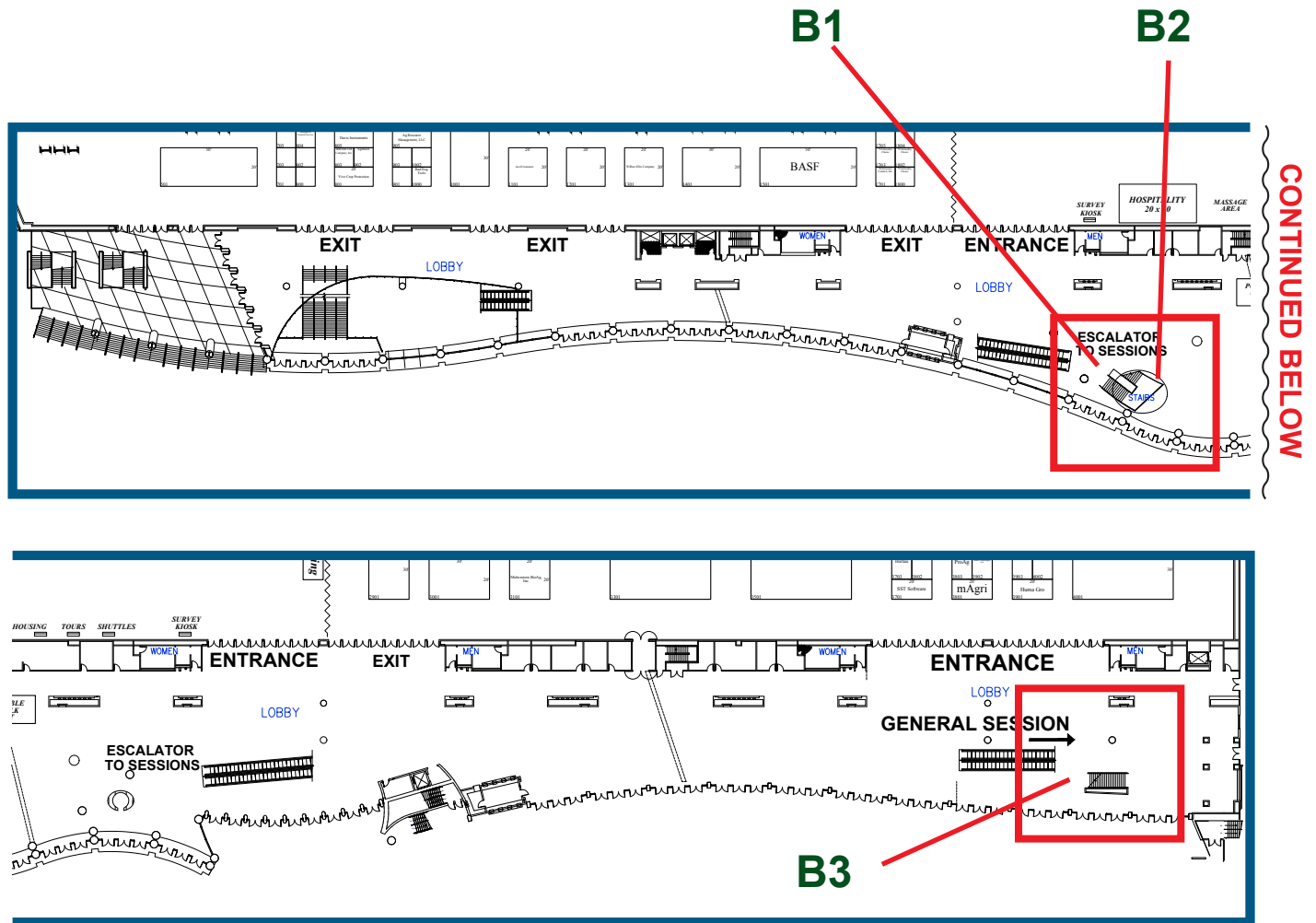
B 1
Hall C Lobby
Dimensions: 19' 7"W x 18'H

B3
Hall A Lobby
Dimensions: 16' 10"W x 21'4"H



B 2
Hall C Lobby
Dimensions:
19'7"W x 32'H
11'W x 32'H






- **Banner #1:** Visible to attendees exiting the Trade Show & Welcome Center at Hall C, down the hallway from the Transit Plaza and Hall D lobby, and coming down Escalator 1
- **Banner #2:** This is a statement piece! Unique and highly visible in both the Main Lobby and from upstairs because of the expansive atrium lobby.
- **Banner #3:** Visible to attendees in Hall B & A lobbies, approaching Trade Show Hall A entrance and escalator 3.


4



5-6



7-8



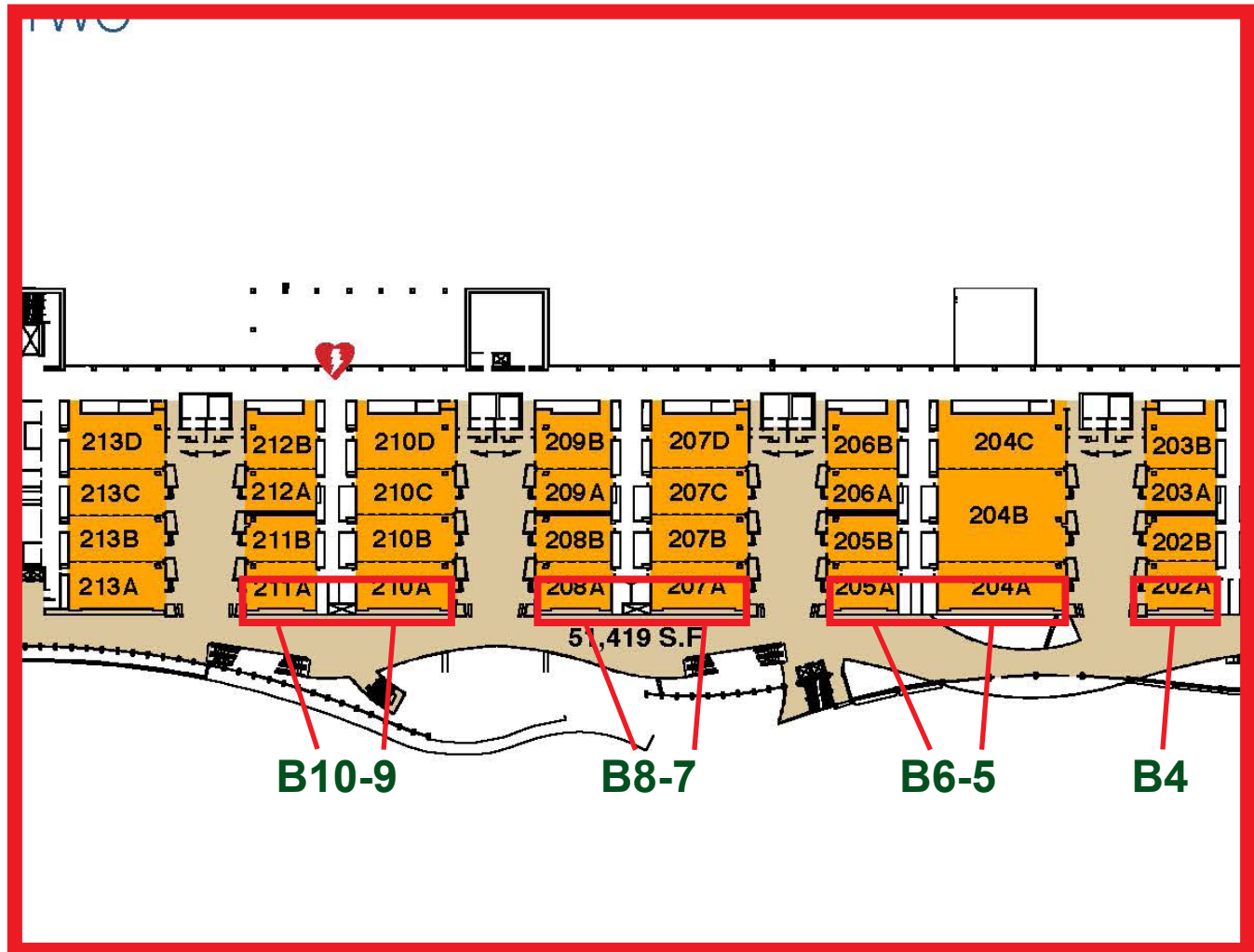
9-10



B 4-10 2nd Floor

Dimensions: 20'W x 10'H





- **Banner #4-10:** Located on 2nd floor lobby near educational sessions. B4 & B5 are also near the Media Room and Press Conferences.



CW 1

Hall D Lobby

Dimensions:

A: 29.75" x 70" B: 29.75" x 70"



12'6"




CW 4

Hall C Lobby

No Gap in Column Wrap

Dimensions:

A: 42.75" x 82" B: 42.75" x 70"



CW 2


Hall D Lobby

Dimensions:

A: 29.75" x 70" B: 29.75" x 70"



12'6"




CW 5

Hall D Lobby

Dimensions:

A: 42.75" x 70" B: 42.75" x 70"



CW 3


Hall C Lobby

No Gap in Column Wrap

Dimensions:

A: 29.75" x 82" B: 29.75" x 70"





CW 6


Hall C Lobby

Dimensions:

A: 42.75" x 70" B: 42.75" x 70"



12'6"




CW 8

Hall B Lobby

Dimensions:

A: 29.75" x 70" B: 29.75" x 70"



CW 7

Hall C Lobby


No Gap in Column Wrap

Dimensions:

A: 42.75" x 82" B: 42.75" x 70"



12'6"



CW 9

Hall A Lobby

No Gap in Column Wrap

Dimensions:

A: 29.75" x 82" B: 29.75" x 70"



